



# Attractive valuations for international equities

## In this paper, we'll review:

- Why international equities today—Five reasons to consider increasing exposure
- Access through an active approach—the Fiera Apex International ADR strategy
- The strength in mega trends beyond the U.S.—structural growth opportunities in international markets.

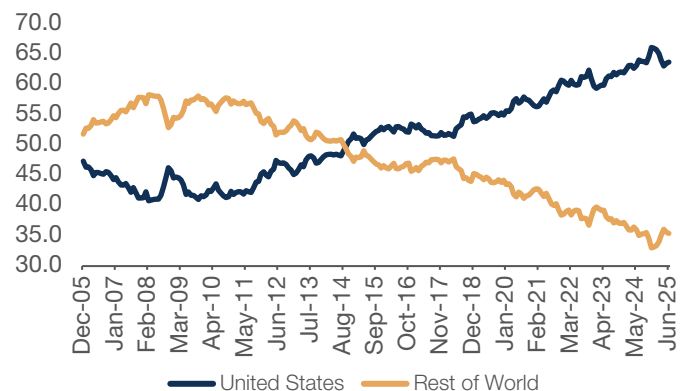
## Five reasons to consider international stocks today:

For over a decade, U.S. equities have exhibited meaningful outperformance relative to their non-U.S. counterparts. This period has been driven by robust U.S. economic growth, persistent low interest rates and inflation, and a dominant set of companies capitalizing on the insatiable appetite for technological advancement. International markets are showing signs of renewed strength, warranting a fresh look from investors. Dovish policies are stimulating growth beyond U.S. borders. Furthermore, across international markets there is a growing emphasis on investing in infrastructure, energy and defense, and corporate earnings are trending upwards.

Let's review five additional reasons to consider international equities today:

- 1. Portfolio diversification:** Investors may benefit from reviewing their current equity allocations as years of dominant U.S. equity performance may have created a large imbalance in portfolios similar to the evolving composition of global equity indices.

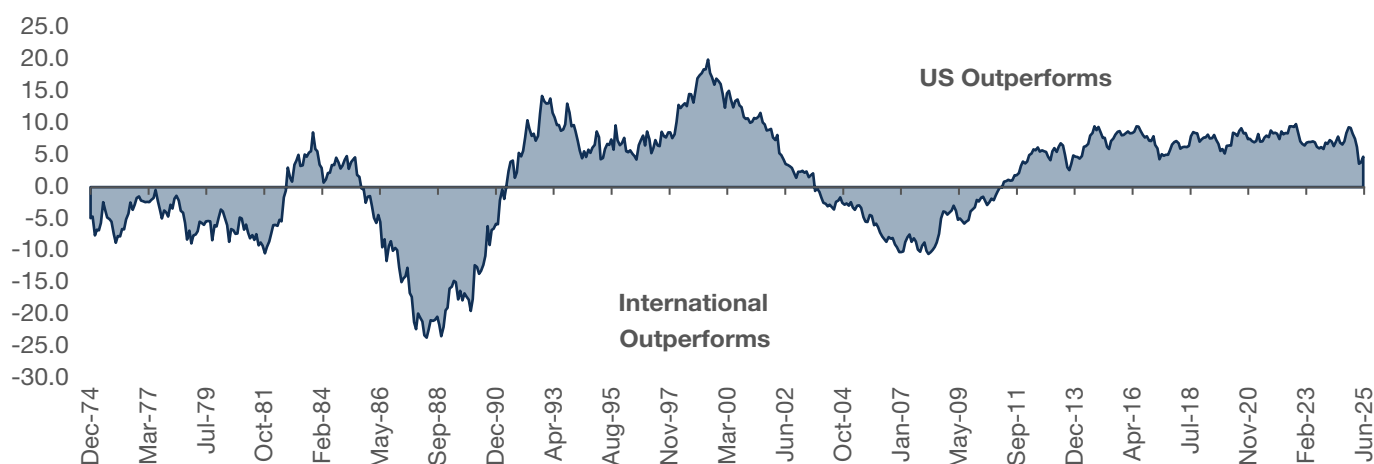
**Figure 1: Positioning at extreme**  
MSCI ACWI Index Weights



Source: FactSet, as of June 30, 2025. The MSCI ACWI Index captures large and mid-cap representation across 23 Developed Markets (DM) and 24 Emerging Markets (EM) countries. With 2,524 constituents, the index covers approximately 85% of the global investable equity opportunity set. It is not possible to invest directly in an index. Indices do not reflect the deduction of fees or expenses. Past performance is not a guarantee of future results. Inherent in any investment is the potential for loss.

**2. Performance is cyclical:** U.S. and International stocks have traded leadership over time, and it appears the pendulum may be shifting in favor of international equities. Historically, these cycles have lasted for several years (see Figure 2).

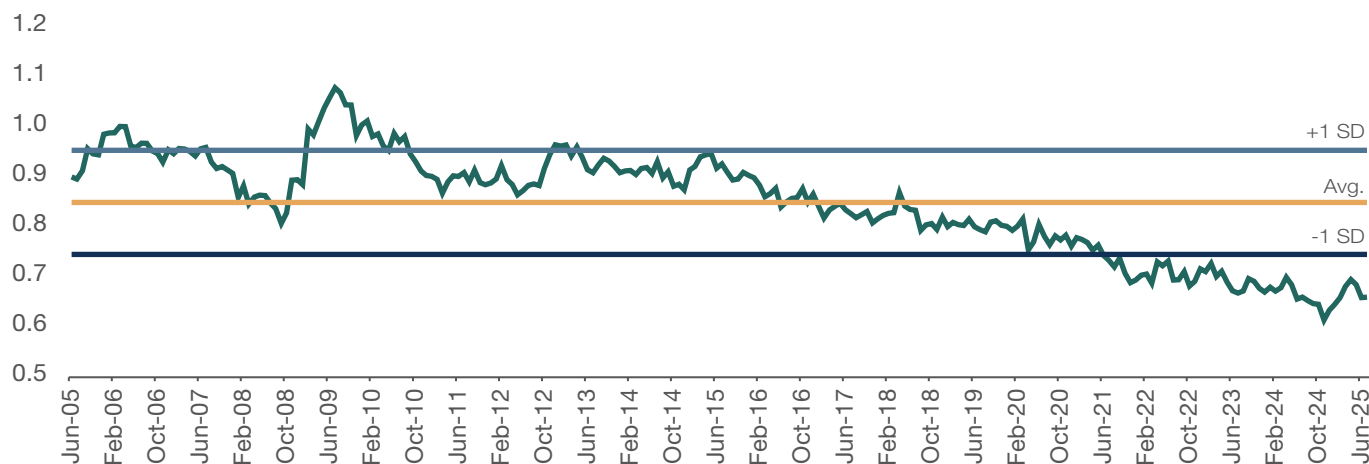
**Figure 2. 5 Year Rolling Returns—Monthly**



Source: eVestment, as of June 30, 2025. Past performance is not a guarantee of future returns. Inherent in any investment is the potential for loss.

**3. Valuations remain attractive:** Foreign equities trade near a 20-year low relative to U.S. equities. This equates to a 34% discount as measured by forward price-to-earnings. Even with the strong 2025 YTD performance, we believe there may be an opportunity for valuation expansion in foreign equities.

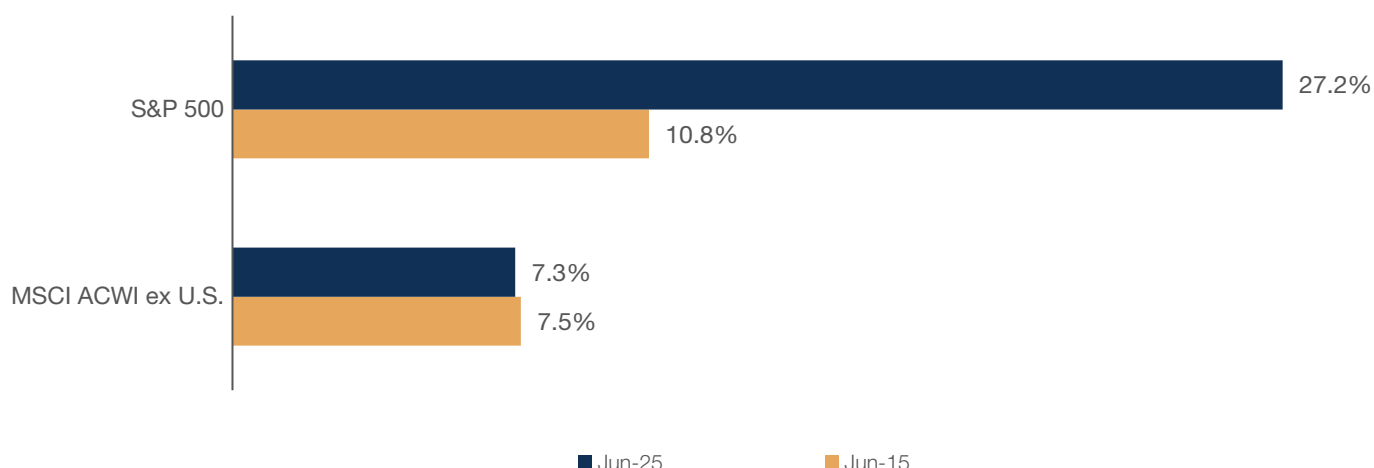
**Figure 3. International vs U.S. valuations MSCI EAFE relative to MSCI USA NTM P/E**



Source: Factset, as of June 30, 2025 . The MSCI EAFE Index measures the performance of large- and mid-cap companies across 21 developed markets countries around the world. Canada and the USA are not included. With 795 constituents, the index covers approximately 85% of the market capitalization in each country. The MSCI USA Index measures the performance of the large and mid-cap segments of the U.S. market. With 544 constituents, the index covers approximately 85% of the free float-adjusted market capitalization in the U.S. It is not possible to invest directly in an index. Indices do not reflect the deduction of fees or expenses. Past performance is not a guarantee of future results. Inherent in any investment is the potential for loss.

**4. Lower concentration risk:** While investors have benefitted handsomely by owning U.S. equities over the last decade, the success has been largely underpinned by a handful of companies that now dominate the U.S. market. Meanwhile, international markets have retained a more diversified footprint.

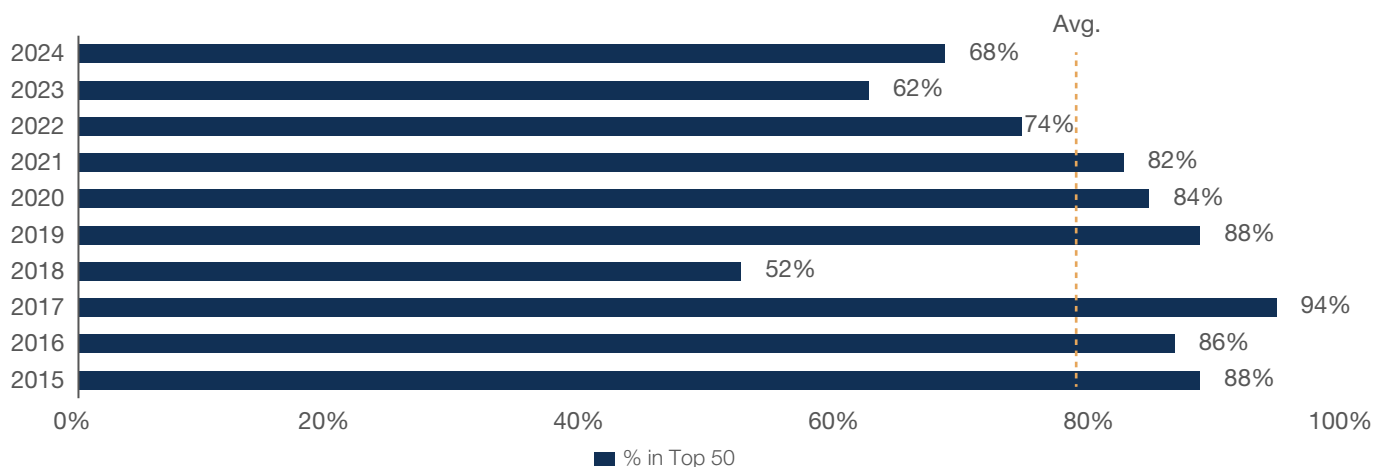
**Figure 4. Increasing concentration risk in U.S. market weight of the top 5 stocks**



Source: Factset, June 30, 2025. The MSCI ACWI Ex U.S. is made up of approximately 1,981 global stocks. The index includes stocks from across 22 of 23 Developed Markets (DM) countries (excluding the U.S.) and 24 Emerging Markets (EM) countries and covers approximately 85% of the global equity opportunity set outside of the U.S. The S&P 500 is made up of approximately 500 U.S. large cap stocks. It is often used as a common benchmark for U.S. stock funds. The index comprises a collection of stocks of 500 leading companies and captures 80% coverage of available market capitalization. It is not possible to invest directly in an index. Indices do not reflect the deduction of fees or expenses. Past performance is not a guarantee of future results. Inherent in any investment is the potential for loss.

**5. Missing out on great companies:** Despite collective outperformance of U.S. equities, many of the best performing companies in the world can be found outside the United States. Over the last decade, more than 75% of the top 50 performing individual companies have been Internationally domiciled companies.

**Figure 5. Percentage of non U.S. companies in world's top 50 performers**



Source: FactSet, as of June 30, 2025. Top 50 Performing Stocks in MSCI ACWI Index – 2015 – 2024. It is not possible to invest directly in an index. Past performance is not a guarantee of future results.

# Access foreign equities through the Fiera Apex International ADR strategy

At the heart of the Fiera Apex International ADR Strategy is a simple but powerful idea: we believe global growth is best captured through a disciplined, research-driven approach that balances innovation with resilience. Our strategy seeks to deliver long-term capital appreciation by investing in high-conviction international companies—accessed through U.S.-listed American Depositary Receipts (ADRs) – that we believe may benefit from enduring secular trends.

## Strategy Highlights:

- **Active management:** a large investment universe, less Wall Street coverage, and passive indices with varying levels of quality makes selectivity important.
- **Experienced investment team:** sector and industry focused team which has diverse expertise and averages more than 20 years of experience.

- **Focused, differentiated portfolio:** 40-55 conviction weighted positions with a high active share, yet diversified by sector, country and region.
- **Bottom-up research & secular trend identification:** Combining diverse company level research with the identification of compelling long-term trends can provide a powerful fundamental tailwind.
- **Emphasis on balance:** Portfolios balance exposure to a set of companies that offer fundamental consistency and resilience with companies that offer above-average growth characteristics.
- **Historical consistency:** The Fiera Apex International ADR strategy has achieved a batting average<sup>1</sup> (i.e., delivered excess return) of 92% (gross of fees) and 81% (net of fees) over all 3-year rolling periods since its inception on October 1, 2011 compared to the MSCI All Country World Index ex-USA.

Annualized Performance (%)							
	1 Year	2 Years	3 Years	4 Years	5 Years	7 Years	10 Years
International ADR (Gross)	18.47	14.86	16.46	6.51	12.52	9.98	8.69
International ADR (Net)	17.66	14.06	15.55	5.62	11.55	8.99	7.68
MSCI ACWI ex US Index	17.72	14.63	13.99	4.52	10.13	6.58	6.12
Added Value, gross	0.75	0.22	2.47	1.99	2.39	3.40	2.57
Added Value, net	-0.07	-0.57	1.57	1.10	1.42	2.41	1.56

Source: Fiera Capital Inc., as of June 30, 2025, in USD. Gross performance is shown before the deduction of management fees and expenses. Net performance is shown after the deduction of management fees of 1.00%. Actual investment advisory fees incurred by clients may vary. Performance results include the reinvestment of dividends and interest. Dividends received from ADRs are included net of foreign withholding taxes. Past performance is not a guarantee of future results. Inherent in any investment is the potential for loss.

**Figure 6. International 3-Year Rolling Returns vs MSCI ACWI ex U.S. (Net)**



Source: Fiera Capital Inc. Historical performance represents the International ADR strategy and benchmarked against the MSCI ACWI ex-U.S. Index (inception date: October 1, 2011). Past performance is no guarantee of future results. Inherent in any investment is the potential for loss. Performance results include the reinvestment of dividends and interest. Dividends received from ADRs are included net of foreign withholding taxes. Actual returns will be reduced by investment advisory fees and other expenses that may be incurred in the management of the account. Gross performance results are presented before management fees, but after all trading commissions. Net of fee performance includes all fees and expenses except custody fees and was calculated using the highest applicable annual management fee of 1%, applied monthly. Actual investment advisory fees incurred by clients may vary. It is not possible to invest directly in an index.

## Contributions to key mega trends are not limited to U.S. companies: Secular growth opportunities in international equities

At Fiera Capital, we believe that the opportunity to create long-term alpha is increasingly driven by exposure to powerful, durable themes that transcend short-term market cycles. Our Apex International ADR strategy seeks to identify and capitalize on these global secular trends.

We focus on themes that we believe are reshaping industries and societies across developed and emerging markets. These themes are not fleeting narratives—

they are structural shifts supported by demographic, technological, and societal tailwinds. Let's examine some of the important themes that are shaping our portfolios and the companies we believe may be positioned to help drive this growth:

## Digital infrastructure and artificial intelligence (AI) enablement

The global race to digitize economies is accelerating, and international companies are playing a central role. From European semiconductor firms to Asian cloud infrastructure providers, we see compelling opportunities in the backbone technologies that power artificial intelligence, automation, and data analytics.

**Example:** A Netherlands-based semiconductor equipment manufacturer powers the intelligent edge by enabling secure, efficient deployment of AI and digital infrastructure across automotive, industrial, and IoT applications.

## Growing wealth in emerging markets

The rise of the middle class in Asia, Latin America, and parts of Eastern Europe is creating new demand for digital services, healthcare, and financial inclusion. We seek companies that are capturing this growth through scalable platforms and differentiated offerings.

**Example:** A Latin American e-commerce and fintech company revolutionizing financial access in Latin America with a hyper-scalable, digital-first platform that delivers low-cost, high-impact banking to over 100 million users.

## The increasing need for power

Global power demand is surging due to electrification of transportation, industry, and buildings, alongside the rapid growth of data centers due to cloud computing and AI. This creates opportunities for companies to help modernize the electrical grid infrastructure and expand energy solutions.

**Example:** A Germany-based global energy technology company that is driving the global energy transition by delivering innovative solutions in electrification, decarbonization, and automation across power generation and industrial systems. With a robust R&D engine and strategic partnerships, it enables next-gen infrastructure through smart grid technologies, digitalization, and efficiency-focused automation.

## Investment considerations:

The global landscape is evolving. With more attractive valuations, diversified market exposure, and access to companies driving transformative secular trends, investors may wish to reassess their international equity positioning in light of current market conditions. The Fiera Apex International ADR Strategy seeks to provide an active, research-driven approach to capturing long-term value across international markets—balancing innovation, resilience, and discipline. Investors seeking to enhance diversification and capitalize on potential global growth opportunities may wish to consider the strategic benefits of international equity exposure.

## IMPORTANT DISCLOSURES

<sup>1</sup> Batting Average is a measure of a manager's ability to consistently beat the market. It is calculated by dividing the number of periods in which the manager beat or matched the strategy's primary benchmark index by the total number of rolling 3-year periods in the time frame.

**THIS DOCUMENT IS A MARKETING COMMUNICATION.** The Fiera Apex International ADR strategy is benchmarked against the MSCI All Country World Index ex-USA. Past performance is not indicative of future results. All investments involve risk, including possible loss of principal. This material is intended for informational purposes only and does not constitute investment advice or a recommendation to buy or sell any security.

Fiera Capital Corporation ("**Fiera Capital**") is a global independent asset management firm that delivers customized multi-asset solutions across public and private classes to institutional, financial intermediary and private wealth clients across North America, Europe and key markets in Asia and the Middle East. Fiera Capital trades under the ticker FSZ on the Toronto Stock Exchange. Fiera Capital does not provide investment advice to U.S. clients or offer investment advisory services in the U.S. In the U.S., asset management services are provided by Fiera Capital's affiliates who are investment advisers that are registered with the U.S. Securities and Exchange Commission (the "SEC") or exempt from registration. Registration with the SEC does not imply a certain level of skill or training. Each affiliated entity (each an "**Affiliate**") of Fiera Capital only provides investment advisory or investment management services or offers investment funds in the jurisdictions where the Affiliate and/or the relevant product is registered or authorized to provide services pursuant to an exemption from registration.

The information presented in this document, in whole or in part, is not investment, tax, legal or other advice, nor does it consider the investment objectives or financial circumstances of any investor. The source of all information is Fiera Capital unless otherwise stated.

Fiera Capital and its Affiliates reasonably believe that this document contains accurate information as at the date of publication; however, no representation is made that the information is accurate or complete and it may not be relied upon. Fiera Capital and its Affiliates will accept no liability arising from the use of this document.

Fiera Capital and its Affiliates do not make recommendations to buy or sell securities or investments in marketing materials. Dealing and/or advising services are only offered to qualified investors pursuant to applicable securities laws in each jurisdiction.

**Past performance of any fund, strategy or investment is not an indication or guarantee of future results. Performance information assumes the reinvestment of all investment income and distributions and does not account for any fees or income taxes paid by the investor. All investments have the potential for loss. Target returns are forward-looking, do not represent actual performance, there is no guarantee that such performance will be achieved, and actual results may vary substantially.**

This document may contain "forward-looking statements" which reflect the current expectations of Fiera Capital and/or its Affiliates. These statements reflect current beliefs, expectations and assumptions with respect to future events and are based on information currently available. Although based upon what Fiera Capital and its affiliates believe to be reasonable assumptions, there is no guarantee that actual results, performance, or achievements will be consistent with these forward-looking statements. There is no obligation for Fiera Capital and/or its Affiliates to update or alter any forward-looking statements, whether as a result of new information, future events or otherwise.

Strategy data such as ratios and other measures which may be presented herein are for reference only and may be used by prospective investors to evaluate and compare the strategy. Other metrics are available and should be considered prior to investment as those provided herein are the subjective choice of the manager. The weighting of such subjective factors in a different manner would likely lead to different conclusions.

Strategy details, including holdings and exposure data, as well as other characteristics, are as of the date noted and subject to change. Specific holdings identified are not representative of all holdings and it should not be assumed that the holdings identified were or will be profitable.

Certain fund or strategy performance and characteristics may be compared with those of well-known and widely recognized indices. Holdings may differ significantly from the securities that comprise the representative index. It is not possible to invest directly in an index. Investors pursuing a strategy like an index may experience higher or lower returns and will bear the cost of fees and expenses that will reduce returns, whereas an index does not. Generally, an index that is used to compare performance of a fund or strategy, as applicable, is the closest aligned regarding composition, volatility, or other factors.

Every investment is subject to various risks and such risks should be carefully considered by prospective investors before they make any investment decision. No investment strategy or risk management technique can guarantee returns or eliminate risk in every market environment. Each investor should read all related constating documents and/or consult their own advisors as to legal, tax, accounting, regulatory, and related matters prior to making an investment.

The ESG or impact goals, commitments, incentives and initiatives outlined in this document are purely voluntary, may have limited impact on investment decisions and/or the management of investments and do not constitute a guarantee, promise or commitment regarding actual or potential positive impacts or outcomes associated with investments made by funds managed by the firm. The firm has established, and may in the future establish, certain ESG or impact goals, commitments, incentives and initiatives, including but not limited to those relating to diversity, equity and inclusion and greenhouse gas emissions reductions. Any ESG or impact goals, commitments, incentives and initiatives referenced in any information, reporting or disclosures published by the firm are not being promoted and do not bind any investment decisions made in respect of, or stewardship of, any funds managed by the firm for the purposes of Article 8 of Regulation (EU) 2019/2088 on sustainability-related disclosures, in the financial services sector. Any measures implemented in respect of such ESG or impact goals, commitments, incentives and initiatives may not be immediately applicable to the investments of any funds managed by the firm and any implementation can be overridden or ignored at the sole discretion of the firm. There can be no assurance that ESG policies and procedures as described herein, including policies and procedures related to responsible investment or the application of ESG-related criteria or reviews to the investment process will continue; such policies and procedures could change, even materially, or may not be applied to a particular investment.

The following risks may be inherent in the funds and strategies mentioned on these pages.



Investing in the Fiera Apex International ADR Strategy involves various risks including equity risk, where international ADRs may be subject to volatility due to geopolitical events or economic instability; market risk from global economic shifts and investor sentiment ; and currency risk, as fluctuations in foreign exchange rates can impact returns despite ADRs being traded in U.S. dollars. Geographic concentration risk may result in performance being more strongly affected by any social, political, economic, environmental or market conditions affecting those countries or regions in which the portfolio's assets are concentrated

**United States:** This document is issued by Fiera Capital Inc. ("**Fiera U.S.A.**"), an affiliate of Fiera Capital Corporation. Fiera U.S.A. is an investment adviser based in New York City registered with the Securities and Exchange Commission ("SEC"). Registration with the SEC does not imply a certain level of skill or training.

**United States–Fiera Infrastructure:** This document is issued by Fiera Infrastructure Inc. ("**Fiera Infrastructure**"), an affiliate of Fiera Capital Corporation. Fiera Infrastructure is registered as an exempt reporting adviser with the Securities and Exchange Commission ("SEC"). Registration with the SEC does not imply a certain level of skill or training.

**United States–Fiera Comox:** This document is issued by Fiera Comox Partners Inc. ("**Fiera Comox**"), an affiliate of Fiera Capital Corporation. Fiera Comox is registered as an investment adviser with the Securities and Exchange Commission ("SEC"). Registration with the SEC does not imply a certain level of skill or training.

Please find an overview of registrations of Fiera Capital Corporation and certain of its subsidiaries here: <https://www.fieracapital.com/en/registrations-and-exemptions>. Version STRENG004



INVESTMENTS

#### New York Life Investments Managed Accounts

30 Hudson Street

Jersey City, NJ 07302

888-474-7725

[newyorklifeinvestments.com](http://newyorklifeinvestments.com)

This material was prepared by Fiera Capital Corporation ("Fiera"), an unaffiliated investment advisor of New York Life Investment management LLC. The views and opinions expressed herein are solely those of Fiera and do not necessarily reflect the views of New York Life Investments or its affiliates. New York Life Investments makes no representation as to the accuracy or completeness of the information presented. This material is provided for informational purposes only and does not constitute investment advice or a recommendation with respect to any security, strategy, or investment product.

"New York Life Investments" is both a service mark, and the common trade name, of certain investment advisors affiliated with New York Life Insurance Company. New York Life Investment Management LLC is an indirect wholly-owned subsidiary of New York Life Insurance Company ("New York Life") and a wholly-owned subsidiary of New York Life Investment Management Holdings LLC.